



FESTIWAL MIEJSKIEGO SZKICOWANIA



FESTIVAL GUIDE

30 July–2 August 2026, Tarnów



CONTENTS

SCHEDULE WORKSHOPS

Adam Michen
Andrew James
Bartłomiej Pochopień
Blanka Pisarczyk
Iga Oliwiak
Julia Majewska
Kateryna Ocheredko
Michael Persch
Natalia Li
Peter Rush
Tomasz Weina
Uma Kelkar
Volha Zarouskaya

DEMONSTRATIONS

Adam Michen
Andrew James
Blanka Pisarczyk
Iga Oliwiak
Julia Majewska
Kateryna Ocheredko
Michael Persch
Natalia Li
Peter Rush
Tomasz Weina
Uma Kelkar
Volha Zarouskaya

LECTURES

Justyna Wojnowska i Dora Pindur
Bartłomiej Pochopień
Marina Nowik
Marta Irena Król
Tadeusz Łopatkiewicz

CORRESPONDENTS

Katarzyna Kosiak
Paweł Witiak
Joanna Piekarska

5
11
12
14
16
18
20
22
24
26
28
30
32
34
36
39
40
42
44
46
48
50
52
54
56
58
60
62
65
66
68
70
72
74
77
78
80
82



Urban Sketching Festival in Świdnica, 2024


Below you will find the schedule of the Tarnów Urban Sketching Festival. All programme items marked in blue are open, free of charge, and available to everyone who would like to join us, including those without a festival pass.

This year, we have invited instructors from around the world to the Urban Sketching Festival. Each of them will lead one outdoor workshop for 15 participants, presenting their personal approach to sketching on location. Participants will work on a variety of exercises and receive constructive feedback from the instructor. Information about the required materials will be sent by email at a later date to registered participants. Some art supplies will be provided by the organisers.





SCHEDULE


DZIEŃ I / DAY I czwartek 30 lipca 2026 / Thursday, July 30th, 2026				
10:00	Wystawa Szkiców USK Poland / USK Poland Exhibition od czwartku 30 lipca do soboty 1 sierpnia / Thursday - Saturday Teatr - foyer			
11:00	Rozdanie identyfikatorów i toreb festiwalowych / Registration Teatr - foyer 11:00 - 11:50			
12:00	Otwarcie Festiwalu / Festival Opening Teatr - duża scena 12:00-13:00			
13:00	PRZERWA 13:00-14:30			Targi artykułów plastycznych / Art Market Teatr - foyer 12:00 - 18:00
14:00				
15:00		Warsztaty / Workshops 14:30 - 17:30 <i>Uma Kelkar (in English)</i> <i>Adam Michen</i> <i>Kateryna Ocheredko</i> <i>Volha Zarouskaya</i>	Prelekcja / Lecture Teatr - mała scena 14:30 - 15:30 <i>Marta Irena Król</i>	
16:00	Sketchwalk 1 15:30 - 18:00	Demo 15:00 - 16:00 <i>Blanka Pisarczyk</i> <i>Andrew James (in English)</i>	Prelekcja / Lecture Teatr - mała scena 16:00 - 17:00 <i>Marina Nowik</i>	
17:00		Demo 16:30 - 17:30 <i>Michael Persch (in English)</i>		
18:00	Wspólne zdjęcie i rozdanie nagród / Group photo Wielkie Schody 18:00	Drink and Draw Browar Tarnowski od 18:30		
19:00				

The organizer reserves the right to make changes to the program.


DZIEŃ II / DAY II piątek 31 lipca 2026 / Friday, July 31st, 2026				
10:00	Zwiedzanie Tarnowa z lokalnym przewodnikiem / Tarnów guided tour start: Tarnowskie Centrum Informacji 10:00	Warsztaty / Workshops 10:00 - 13:00 <i>Natalia Li (in English)</i> <i>Julia Majewska</i>	Demo Sala Lustrzana 10:30-11:30 <i>Uma Kelkar (in English)</i>	
11:00			Demo Sala Lustrzana 12:00-13:00 <i>Peter Rush (in English)</i>	
12:00				
13:00	PRZERWA 13:00-14:30			Targi artykułów plastycznych / Art Market Teatr - foyer 10:00 - 18:00
14:00				
15:00		Warsztaty / Workshops 14:30 - 17:30 <i>Andrew James (in English)</i> <i>Michael Persch (in English)</i>	Demo Sala Lustrzana 15:00-16:00 <i>Iga Oliwiak</i>	
16:00			Demo Sala Lustrzana 15:00-16:00 <i>Volha Zarouskaya</i>	
17:00				
18:00	Sketchwalk 2 17:30 - 19:00			
19:00	Wspólne zdjęcie i rozdanie nagród / Group photo Skwer Piotra Gajdy 19:00	Drink and Draw od 19:30		


The organizer reserves the right to make changes to the program.


The organizer reserves the right to make changes to the program.


DZIEŃ III / DAY III sobota 1 sierpnia 2026 / Saturday, August 1st, 2026			
10:00			
11:00	 Warsztaty / Workshops 10:00 - 13:00 <i>Bartłomiej Pochopień Peter Rush (in English)</i>	Demo 10:30-11:30 <i>Natalia Li (in English)</i>	Prelekcja / Lecture Teatr - duża scena 11:00-12:00 <i>Tadeusz Łopatkiewicz</i>
12:00		Demo 12:00-13:00 <i>Julia Majewska</i>	Prelekcja / Lecture Teatr - duża scena 12:00-12:30 <i>Justyna Wojnowska i Dora Pindur</i>
13:00	PRZERWA 13:00-14:30		Targi artykułów plastycznych / Art Market Teatr - foyer 10:00 - 18:00
14:00			
15:00	Warsztaty / Workshops 14:30 - 17:30 <i>Tomasz Welna Iga Oliwiak Blanka Pisarczyk</i>	Demo 15:00-16:00 <i>Adam Michen</i>	Prelekcja / Lecture Teatr - mała scena 15:00-16:00 <i>Bartłomiej Pochopień</i>
16:00	Sketchwalk 3 "Śladami Wyspiańskiego" 15:00 - 18:00	Demo 16:30 - 17:30 <i>Kateryna Ocheredko</i>	
17:00			
18:00	Wspólne zdjęcie i rozdanie nagród / Group photo Rynek 18:00	Drink & Draw Lustrzana Piwnica od 18:30	
19:00			


The organizer reserves the right to make changes to the program.

DZIEŃ IV / DAY IV niedziela 2 sierpnia 2026 / Sunday, August 2nd, 2026		
10:00	Sketchwalk 4 Park Strzelecki 10:00-12:00	Demo 10:00 - 11:00 <i>Tomasz Welna</i>
11:00		
12:00	Wspólne zdjęcie i rozdanie nagród / Group photo Park Strzelecki / BWA 12:00	Wystawa Festiwalowa / Festival Exhibition BWA od 10:00
13:00	Wernisaż wystawy Festiwalowej z głosowaniem i rozdaniem nagród finałowych, zakończenie festiwalu / Festival Exhibition opening, vote, prizes and farewell BWA 13:00-14:30	
14:00		

 aktywności darmowe / free activities

 aktywności darmowe / free activities

 zajęcia płatne / paid classes





WORKSHOPS


WORKSHOP

Adam Michen Graphite – Line and Tone

Workshop description:

A sketch built primarily through tonal masses, complemented by line, will become a method of constructing the image as well as a way to quickly and accurately establish proportions. Participants will learn how to choose a subject — a pretext for the sketch — and then consciously and boldly correct it during the process, treating self-correction as a natural and necessary element of drawing. An important aspect of the workshop will be responding to the evolving image as it develops on the page.


During the workshop, participants will explore various approaches to working with water-soluble graphite, as well as the possibility of introducing a limited area of colour to enhance tonal value and the structure of the drawing. The pencil — a fundamental drawing tool, today rarely used “autonomously” — will become the main means of expression and a starting point for free, observational sketching.



About the artist:

Adam Michen is a visual artist, a graduate of the Faculty of Graphic Arts at the Academy of Fine Arts in Katowice. Closely connected with the printing industry, he works as a graphic designer and academic teacher. He practices drawing from life, and as an active participant in the Urban Sketchers movement, he follows its Manifesto.



 adam_michen

WORKSHOP

Andrew James

Polaroids with a pen: Using framed sketches.



Workshop description:



(workshop in English)

Even if there is not enough time to draw a whole scene, there is always enough time for a tiny drawing.

And tiny drawings can add up to tell stories. Drawing small forces you to simplify, makes you draw faster and the group of drawings always look together: think of polaroid pictures of a night out! Individually the photos might not be flattering, but together on the wall they always look beautiful.

In this workshop we'll use frames- little "windows" in our sketchbooks- to quickly capture snippets from the scene around us. We'll play with size, colour and speed.


By the end of this workshop, you'll be able to draw faster, simplify scenes and be able to use frames to tell the story of a time and place.



About the artist:

Andrew James is a New Zealand-based artist and educator from Wellington who has led urban sketching workshops for years, working with beginners and professionals alike. As a co-founder of Urban Sketchers Wellington, he teaches how to capture the energy of places and people on location and regularly instructs both locally and at international urban sketching events.



 ajamesdraws



WORKSHOP

Bartłomiej Pochopień Tarnów Cathedral

Workshop description:


Weather permitting, the workshop will take place in the surroundings of the cathedral, within Cathedral Square. Possible subjects include the church itself (both interior and exterior), the stone column in front of the building, as well as the perspective of Kapitulna Street.

Participants will be asked to create two sketches. The first will focus on a wide view, attempting to capture the building at the largest possible scale, while the second will be devoted to a selected architectural detail. Both subjects will serve as a basis for discussing differences in drawing objects at different scales, demonstrating pencil sketching techniques and approaches to framing what we see.



About the artist:

Bartłomiej Pochopień is an architect and co-founder of the “Studio Styczna” studio. He is the recipient of awards such as Best House in the Silesian Voivodeship and Young Creator of Silesian Architecture, as well as scholarships from the Ministry of Culture, the City of Kraków, and the Mayor of Tarnów. As an architect, he has long collaborated with the Auschwitz-Birkenau Museum. He is also a co-founder of the Academy of Architecture, an initiative dedicated to popularising knowledge about architecture.



 www.styczna.com

WORKSHOP

**Blanka
Pisarczyk**

The City in Perspective – Watercolour Urban Sketching

Workshop description:

This workshop focuses on working with urban perspective and the conscious construction of an urban sketch using watercolour. Participants will work on location, using pencil as a tool for structural sketching and watercolour as the main painting medium. The sessions will address how to deal with the visual overload offered by the city and how to extract a clear composition and a strong subject from seemingly chaotic urban fabric.

Each stage of the process will be discussed, and participants will receive individual feedback and suggestions.



About the artist:

Blanka Pisarczyk creates watercolours inspired by the city and the fleeting nature of everyday scenes. Her work grows out of years of observing urban spaces, which have become her natural language for storytelling through images. Her paintings are characterised by dynamic framing, loose brushstrokes, and a focus on capturing the atmosphere of a place rather than its photographic accuracy.

 [blanka_akwarele](https://www.instagram.com/blanka_akwarele)


WORKSHOP

Iga Oliwiak Capturing Colour and Light

Workshop description:

The goal of this workshop is to learn how to capture a scene using watercolour and gouache. While many urban sketchers often rely on contour lines in their sketches, here we aim to shift the approach from line to shape. Drawing will be used only to define the main elements of the composition, without visible lines in the final work.

Participants will learn to sketch not just a single object (e.g., a building or a tree), but an entire environment — including foreground, middle ground, and background — as well as how to capture the characteristic light and colour of a particular place and moment. Careful observation and analysis of what we see will be essential before the first brush touches the paper. Participants will also learn how to mix colours realistically, paying attention to proper tonal values.



About the artist:

Iga Oliwiak is an artist leading a nomadic lifestyle and documenting the world through sketches for many years. While traveling, she primarily works in watercolour with gouache, but under favourable conditions she also uses oil and acrylic paints. Professionally, she has mainly worked in illustration for the games and animation industry, contributing to projects such as the film „Vincent” and the card game „Magic: The Gathering”.

 [igayah.art](https://www.instagram.com/igayah.art)

WORKSHOP

Julia Majewska Relax and Let Go!


Workshop description:

In this workshop, you will learn how to quickly capture the energy of people and a place. We will focus on fast sketching of crowds and experimenting with perspective to fit as much as possible into a single sketch. I will show how combining different techniques can speed up the sketching process. You will be guided through my approach to mixing media such as acrylic and water-based markers, ink, watercolours, pencils, and pastels. In addition to drawing tips, I will also explain how to optimize a mixed-media sketching kit, selecting only the most essential materials to create your own lightweight, portable set for colourful urban sketching.



About the artist:

I am a painter born and based in Gdańsk, working across painting, illustration, collage, and graphic arts. Professionally, I lead art classes, sharing my skills and creative passion with others; I am a drawing and painting teacher in Gdańsk. I have conducted multiple demos and workshops at Urban Sketchers Poland and Urban Sketchers Gdańsk events, and at the Urban Sketchers 2025 symposium in Poznań.

 [hypertrachelion](https://www.instagram.com/hypertrachelion)



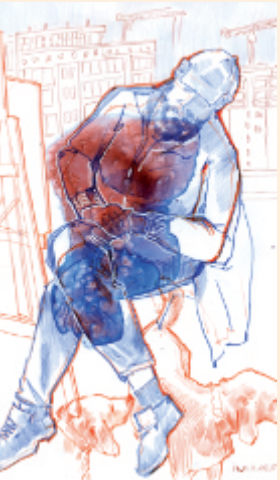
**Kateryna
Ocheredko**

The Human Figure as a Key Element of Urban Space


Workshop description:

This workshop focuses on observing the human figure as a key element of the urban landscape. In a sketch, the human presence moves beyond being a mere addition and becomes a tool for storytelling—revealing rhythm, emotion, and the identity of a place. Participants will learn how to consciously choose a figure, gesture, or facial expression to enhance the atmosphere of a specific space, and how to bring out its character through simplified forms and a limited colour palette.

The workshop is suitable for both experienced participants and beginners. Working with line, warm-cool contrast, and minimal visual means will allow participants to create expressive sketches in which people and architecture form a coherent, readable narrative of city life. Basic principles of body and facial proportions will also be introduced.




WORKSHOP



About the artist:

Kateryna Ocheredko is a Ukrainian multimedia artist living in Poland since 2022. She works across painting, graphic art, mosaic, and animation. A member of the National Union of Artists of Ukraine since 2012, she is also a co-founder of the Ocheredko Art-Twins duo. She has worked on films such as „Vincent” and „The Peasants”. She is a recipient of the Marshal of the Pomeranian Voivodeship Scholarship (2025) and the Silver Key Award (2020, Cyprus).

 [kateryna_ocheredko_art](https://www.instagram.com/kateryna_ocheredko_art)



WORKSHOP

Michael Persch

Sketching with a bamboo pen and waterproof ink

Workshop description:

The main aim of the workshop is to experiment with a bamboo pen as a loose and sketchy drawing tool.

After a short introduction, most of the workshop time will focus on the bamboo pen practice. This part will be subdivided into three steps.

The first step will be about the drawing technique using a bamboo pen and waterproof ink.

During the second step we will use a pencil to develop a dynamic perspective drawing on a new A3 sheet.

The third step will lead us to a combination of both previous steps: with waterproof ink and bamboo stick the drawing follows the pencil outline.

The remaining time of the workshop will be dedicated to the application of watercolour to our ink sketch: only selected areas will be enhanced or highlighted with watercolour.

(workshop in English)



About the artist:

Dzień dobry! Since 2015 I have been an active Urban Sketcher, having initially started with Urban Sketchers Singapore while living over there. After a long time overseas I am now back in my German hometown Plauen.

For me, sketching proved to be the perfect balance to my day to day life as an architect. And meeting fellow sketchers is as important as the sketching part itself!

 [persch.michael](https://www.instagram.com/persch.michael)



WORKSHOP

Natalia
Li

Urban Panoramas with Flying Perspective

Workshop description:

(workshop in English)

You sit in front of a beautiful row of historic buildings, sketchbook open—and the scene simply doesn't fit. Wide city views can feel impossible to sketch, until you rethink perspective. In this workshop, we solve that exact problem by creating urban sketch panoramas enhanced with my flying perspective technique. You'll learn how to design panoramic compositions, intentionally bend perspective rules, decide what and how to emphasise, guide the viewer's eye, and create stronger storytelling, depth, and a sense of movement across a long cityscape. As a bonus, you'll experiment with ink and water techniques using water soluble ink, adding atmosphere and expression without slowing down your sketching flow.




About the artist:

I am Natalia, Ukrainian sketcher based in the Netherlands, founder of USk Ukraine, and a lifelong urban sketcher. I've sketched across countries, cities, and continents, organised sketch walks, exhibitions, and sketch trips, and seek out sketch walks wherever I travel. My art blends urban scenes and landscapes with flying perspective, bold angles, stylisation, and luminous colour—creating expressive worlds full of warmth, motion, and story.



 natalia_li_art



WORKSHOP



**Peter
Rush**
Urban Drama

Workshop description:

Explore urban sketching's dynamic potential to embrace the energy and drama of city life. Sketch freely on found cardboard boxes with pen and colour pencils, emphasising spirit over perfection. Capture the vitality of busy streets, to create immersive, vibrant drawings.

(workshop in English)



About the artist:

I am an enthusiastic and dedicated Sydney-based artist and architect intensely interested in sketching familiar places in an insightful way. I often work with pen and colour pencils on used packaging boxes to capture the mood and complexity of city streets. My style is energetic and expressive which gives a liveliness in my compositions that reflects the ever-changing nature of cities.




 [peter_rush_drawings](https://www.instagram.com/peter_rush_drawings)

WORKSHOP

**Tomasz
Wełna**

The Power of the line – Fineliner Sketching



About the artist:

Born in 1980 in Kraków. He graduated from the Faculty of Graphic Design at the Academy of Fine Arts in Kraków, completing his diploma project in the Book Design and Typography Studio. From 2005 to 2010, he worked as a teaching assistant at the Faculty of Graphic Design of the Academy of Fine Arts in Kraków. In 2011, he defended his doctoral thesis there entitled Apolonia – a typeface design for setting texts in the Polish language. The Apolonia typeface is now widely used in Poland by both public institutions and private organizations.

From 2018 to 2020, he lectured in postgraduate editorial studies at Jagiellonian University. Since 2008, together with Dr Daria Rzepiela, he has been running drawing and painting classes at OKO Studio, as well as the online drawing and painting education platform.

 www.OKOTEKA.com



Workshop description:

During the workshop, we will explore and discuss the following topics through sketching:

- the space of the line
- accent, focal point, and emptiness
- rhythm in composition
- the strength of suggestion and minimalism
- the white of the paper as material and silence
- the principle of the first line

You will learn how to apply these ideas in your own sketches through my individual corrections and guidance.



WORKSHOP



Uma Kelkar Rooftop Revelations



Workshop description:

Expansive rooftop views can feel overwhelming—but they don't have to be. In this watercolor-based workshop, we'll use pattern recognition and directwatercolor techniques to break down rooftop scenes into simple, repeatable elements. Learn how to confidently tackle skylines and cityscapes, one pattern at a time.

(workshop in English)



About the artist:

Uma Kelkar is a watercolorist, urban sketcher, and engineer based in San Jose, California (USA), originally from Pune, India. She works in gouache, watercolor, and on the iPad, and is the author of *Drawing with the iPad: Urban Sketching*. Uma has taught at six Urban Sketchers International Symposia and over 50 workshops worldwide, blending analytical thinking with expressive art to elevate creative practice.

 [umapaints](https://www.instagram.com/umapaints)





WORKSHOP

**Volha
Zarouskaya**


Oil Pastels on Coloured Paper

Workshop description:

A blank page can be paralyzing—the blank-page syndrome stops many sketchers before the first line. But what if you replace the white background with a vibrant colour and let your emotions guide your hand?

In this workshop, you'll discover how oil pastels on coloured paper can help create bold urban compositions. Through a series of warm-up exercises, you'll gradually explore the possibilities of the medium, learn to work with negative space, and create a vivid sketch outdoors. You'll also learn how to protect and store pastel artworks.

This workshop is ideal for those who want to break free from perfectionism, explore a new technique, shift from line-based to colour-based thinking, and aren't afraid to get their hands dirty.



About the artist:

Volha Zarouskaya is an artist and illustrator from Belarus and a graduate of the Academy of Fine Arts. Since 2021, she has been living in Gdańsk and regularly participates in local and international USk events. Urban sketching has taught her that when working with oil pastels, it helps to match the pastel colour to your clothing, so stains are less visible. She believes that the most important thing in sketching is capturing impression and emotion.

 tryklia





DEMONSTRATIONS




Adam
Michen

From Tone to Line – Graphite and One Colour

Demonstration description:

During the demonstration, I will create a live, on-site sketch using pencil, water-soluble graphite, and a single area of watercolour. While working, I will discuss the process of selecting a subject, building the image from tone to line, responding to a changing image and surroundings, and the role of decision-making and self-correction in the drawing process.




DEMO



About the artist:

Adam Michen is a visual artist, a graduate of the Faculty of Graphic Arts at the Academy of Fine Arts in Katowice. Closely connected with the printing industry, he works as a graphic designer and academic teacher. He practices drawing from life, and as an active participant in the Urban Sketchers movement, he follows its Manifesto.



 adam_michen



Andrew James



Wonky buildings: drawing like a drunk uncle dances

DEMO

Demonstration description:

(demo in English)

When a drunk uncle dances, his silly moves look good because they are still bold and confident. Similarly, confident lines will let you get away with almost anything in your sketchbook. This demo will show how to push proportions and distort reality while retaining a scene's character.



THERE WAS A LOT MORE TRAFFIC ON EDGEMONT STREET THAN I EXPECTED

About the artist:

Andrew James is a New Zealand-based artist and educator from Wellington who has led urban sketching workshops for years, working with beginners and professionals alike. As a co-founder of Urban Sketchers Wellington, he teaches how to capture the energy of places and people on location and regularly instructs both locally and at international urban sketching events.



@ajamesdraws



Blanka Pisarczyk The City in Perspective – Watercolour Urban Sketching

Demonstration description:

During the demonstration, participants will be able to observe the process of creating an urban watercolour sketch — from the first construction lines to the final colour accents. The artist will demonstrate how to simplify complex urban spaces, build street perspective, and consciously guide the viewer's attention. While working, she will talk through her drawing and painting decisions.



DEMO



About the artist:

Blanka Pisarczyk creates watercolours inspired by the city and the fleeting nature of everyday scenes. Her work grows out of years of observing urban spaces, which have become her natural language for storytelling through images. Her paintings are characterised by dynamic framing, loose brushstrokes, and a focus on capturing the atmosphere of a place rather than its photographic accuracy.

 [blanka_akwarele](https://www.instagram.com/blanka_akwarele)





Iga Oliwiak

Landscape in Watercolour with Gouache

DEMO

Demonstration description:

Working exclusively in watercolour comes with many limitations and requires careful planning in advance — once dark areas are applied, they are often difficult or impossible to correct. By adding gouache, we can work with opaque paint, layer colours, and not only achieve interesting painterly textures but also correct mistakes, particularly by lightening areas. In this demo, Iga will show how combining both techniques allows artists to take advantage of the strengths of each.



About the artist:

Iga Oliwiak is an artist leading a nomadic lifestyle and documenting the world through sketches for many years. While traveling, she primarily works in watercolour with gouache, but under favourable conditions she also uses oil and acrylic paints. Professionally, she has mainly worked in illustration for the games and animation industry, contributing to projects such as the film „Vincent” and the card game „Magic: The Gathering”

 [igayah.art](https://www.instagram.com/igayah.art)





Julia Majewska Go with the flow

Demonstration description:

In this demo, I will create a sketch showing how to freely bend and distort perspective to fit more elements into a single scene and make the spaces in your sketches more dynamic and expressive. On this architectural framework, I will add the people I observe in the scene. Participants will see how mixed-media techniques can be used to bring atmosphere, rhythm, and movement to a drawing.




DEMO



About the artist:

I am a painter born and based in Gdańsk, working across painting, illustration, collage, and graphic arts. Professionally, I lead art classes, sharing my skills and creative passion with others; I am a drawing and painting teacher in Gdańsk. I have conducted multiple demos and workshops at Urban Sketchers Poland and Urban Sketchers Gdańsk events, and at the Urban Sketchers 2025 symposium in Poznań.

 [hypertrachelion](https://www.instagram.com/hypertrachelion)



**Kateryna
Ocheredko**

The Human Figure as a Key Element of Urban Space

Demonstration description:

During the demo, I will show how the presence of people influences the perception of urban space in a sketch. I will demonstrate how figure, gesture, and interaction with the surroundings help bring out rhythm, atmosphere, and the character of a place. The focus will be on conscious figure selection, simplification of form, line work, and a limited palette as tools of visual storytelling. I will also discuss the basics of body and facial proportions.




DEMO



About the artist:

Kateryna Ocheredko is a Ukrainian multimedia artist living in Poland since 2022. She works across painting, graphic art, mosaic, and animation. A member of the National Union of Artists of Ukraine since 2012, she is also a co-founder of the Ocheredko Art-Twins duo. She has worked on films such as „Vincent” and „The Peasants”. She is a recipient of the Marshal of the Pomeranian Voivodeship Scholarship (2025) and the Silver Key Award (2020, Cyprus).

 [kateryna_ocheredko_art](https://www.instagram.com/kateryna_ocheredko_art)



DEMO



**Michael
Persch**

Sketching dynamic and extreme perspectives with a bamboo pen

Demonstration description:

How can one use a bamboo pen as a drawing tool for dynamic perspective drawings?

At the beginning I will demonstrate the handling of a bamboo pen in combination with waterproof ink.

Afterwards I will use a pencil to sketch the perspective outline. I will explain how the outlines can be exaggerated to achieve a dynamic and extreme perspective. Afterwards both previous steps will be combined: with waterproof ink and bamboo pen the drawing follows the pencil outlines.


(demo in English)



About the artist:

Dzień dobry! Since 2015 I have been an active Urban Sketcher, having initially started with Urban Sketchers Singapore while living over there. After a long time overseas I am now back in my German hometown Plauen.

For me, sketching proved to be the perfect balance to my day to day life as an architect. And meeting fellow sketchers is as important as the sketching part itself!



 [persch.michael](https://www.instagram.com/persch.michael)

DEMO

Natalia Li Urban Panoramas with Flying Perspective


Demonstration description: *(demo in English)*

Ever tried sketching a long city view that simply won't fit the page? In this live demo, watch wide urban scenes transform into expressive panoramas as I reimagine perspective in real time. I'll create an urban sketch using my own flying perspective technique, bending perspective rules to build depth, movement, and strong visual flow. The demo sketch will be done in water-soluble ink and wash, enhancing atmosphere and storytelling across the entire cityscape.



About the artist:

I am Natalia, Ukrainian sketcher based in the Netherlands, founder of USK Ukraine, and a lifelong urban sketcher. I've sketched across countries, cities, and continents, organised sketch walks, exhibitions, and sketch trips, and seek out sketch walks wherever I travel. My art blends urban scenes and landscapes with flying perspective, bold angles, stylisation, and luminous colour—creating expressive worlds full of warmth, motion, and story.



 natalia_li_art





**Peter
Rush**

It's not beautiful, why do you draw that?

DEMO



Demonstration description:

I am known for drawing poles and wires and placing them directly in the foreground.

They can have an emotive force and give a sense of intangible space. The focus will be sketching ordinary street objects that come to life.

(demo in English)



About the artist:

I am an enthusiastic and dedicated Sydney-based artist and architect intensely interested in sketching familiar places in an insightful way. I often work with pen and colour pencils on used packaging boxes to capture the mood and complexity of city streets. My style is energetic and expressive which gives a liveliness in my compositions that reflects the ever-changing nature of cities.




 [peter_rush_drawings](https://www.instagram.com/peter_rush_drawings)



**Tomasz
Welna**

Dance of hand and line

DEMO



Demonstration description:

The hand is a remarkable tool. I will demonstrate its movement and the use of different joints to create specific marks in a sketch. I will show and explain how to achieve freshness and a lively quality of line, as well as the importance of rhythm and white space in composition.



About the artist:

Born in 1980 in Kraków. He graduated from the Faculty of Graphic Design at the Academy of Fine Arts in Kraków, completing his diploma project in the Book Design and Typography Studio. From 2005 to 2010, he worked as a teaching assistant at the Faculty of Graphic Design of the Academy of Fine Arts in Kraków. In 2011, he defended his doctoral thesis there entitled Apolonia – a typeface design for setting texts in the Polish language. The Apolonia typeface is now widely used in Poland by both public institutions and private organizations.

From 2018 to 2020, he lectured in postgraduate editorial studies at Jagiellonian University. Since 2008, together with Dr Daria Rzeplia, he has been running drawing and painting classes at OKO Studio, as well as the online drawing and painting education platform.

 www.OKOTEKA.com





Uma Kelkar

A Power Tool

DEMO



Demonstration description:

Thumbnailing is often demoted to being a beginner's tool. This is a 2 part demo. In the first 30 minutes, Uma will showcase how she uses the tool for classically accepted problems for thumbnailing, like composition and value work. She will add a new twist, and also demonstrate working out details, textures and color ratios via thumbnails! The second 30 minutes will be interactive - bring your problems to the demo and we problem-solve them together.

(demo in English)



About the artist:

Uma Kelkar is a watercolorist, urban sketcher, and engineer based in San Jose, California (USA), originally from Pune, India. She works in gouache, watercolor, and on the iPad, and is the author of *Drawing with the iPad: Urban Sketching*. Uma has taught at six Urban Sketchers International Symposia and over 50 workshops worldwide, blending analytical thinking with expressive art to elevate creative practice.



 [umapaints](https://www.instagram.com/umapaints)



**Volha
Zarouskaya**

Oil Pastels on Coloured Paper

DEMO

Demonstration description:

In this demo, Volha will show how she creates bold urban landscapes using colour as the primary storytelling tool. You'll see the complete process: choosing the paper colour as the foundation of the composition, working with negative space and blocks of colour, layering and sgraffito techniques, and adding sharp accents with black pencil. The demo will also cover practical methods for protecting and storing finished works.



About the artist:

Volha Zarouskaya is an artist and illustrator from Belarus and a graduate of the Academy of Fine Arts. Since 2021, she has been living in Gdańsk and regularly participates in local and international USk events. Urban sketching has taught her that when working with oil pastels, it helps to match the pastel colour to your clothing, so stains are less visible. She believes that the most important thing in sketching is capturing impression and emotion.



 [tryklia](https://www.instagram.com/tryklia)



LECTURES

LECTURE

Justyna Wojnowska Dora Pindur Following Wyspiański

Lecture description:

“Following Wyspiański” is an original project by Justyna Wojnowska and Dora Pindur, combining urban sketching with cultural heritage exploration. They visit locations that Stanisław Wyspiański sketched over a century ago, documenting their contemporary appearance and highlighting lesser-known historic sites. The project includes research trips, drawing and painting sessions, meetings, workshops, and educational activities. Its goal is to show that sketching from life can be a tool for storytelling about history, local identity, and the transformations of urban spaces. “Following Wyspiański” has become a recognized series that inspires the urban sketching community and encourages careful observation of Polish towns and cities.


During their talk at the Urban Sketching Festival in Tarnów, Justyna and Dora will present this project as well as the Szkieownik Bez Granic initiative, which continues to grow and gain momentum.



About the artists:

Dora Pindur and Justyna Wojnowska are leaders of the Polish Urban Sketchers community, co-authors of the first book about urban sketching in Polish and co-founders of the Szkieownik Bez Granic (Sketchbook Without Borders) Foundation and magazine. They have organized numerous national and international drawing events, workshops, and sketching trips, inspiring sketching from life and the exploration of cultural contexts. The “Following Wyspiański” project is a continuation of their passion, knowledge, and years of work promoting on-location sketching in public spaces.

 [wojnowskajustyna](https://www.instagram.com/wojnowskajustyna)

 [dora_sketcher](https://www.instagram.com/dora_sketcher)





**Bartłomiej
Pochopień**

How to Sketch Tarnów?

Lecture description:

The presenter will share his own drawing experience and, above all, offer insight into Tarnów as seen through the eyes of an educator and co-founder of the Academy of Architecture. It was within this initiative that he began his engagement with the city several years ago—by leading architectural workshops, developing open-air drawing sessions, and closely observing the perspectives of Tarnów's streets and squares.




LECTURE



About the artist:

Bartłomiej Pochopień is an architect and co-founder of the “Studio Styczna” studio. He is the recipient of awards such as Best House in the Silesian Voivodeship and Young Creator of Silesian Architecture, as well as scholarships from the Ministry of Culture, the City of Kraków, and the Mayor of Tarnów. As an architect, he has long collaborated with the Auschwitz-Birkenau Museum. He is also a co-founder of the Academy of Architecture, an initiative dedicated to popularising knowledge about architecture.



 www.styczna.com

LECTURE

Marina Nowik

From Sketch to Book: How to Create an Author Project?

Lecture description:


How do you turn stacks of sketches into a finished product? I will walk you through the process of creating my first book — from the initial idea, through mistakes, to preparing it for print. I'll explain why I threw away my first 30 works and what that experience taught me. I will present a clear path: from choosing tools and software to using AI support. Did I manage to publish the book? I'll share behind-the-scenes insights from my journey to inspire you to finally take your own sketches out of the drawer.



About the artist:

Marina Nowik is an architect by training and a 3D graphic designer with experience in the games industry. Since 2020, she has been living in Białystok, where for the past three years she has been working in the spirit of urban sketching. She is a co-founder of the new local group Urban Sketchers Białystok. She is also the author of a children's book project about Białystok. In her work, she combines professional expertise with a passion for drawing on location.

 art_by_nv






Marta Irena Król

Under Pressure: The Human Figure in the Flow of Events

Lecture description:

I will talk about drawing as a way of capturing what is human and fleeting: gesture, tension, weight, and the relationship with the surroundings, as well as about choosing moments that carry energy when working under time pressure. I will share experiences from both personal and commercial projects, encouraging drawing wherever people are entangled in the flow of events.



LECTURE



About the artist:

I am a drawing artist with professional experience, including work as a concept artist and a courtroom sketch artist. I am interested in the energy circulating between people—it is what activates my drawing and leads me to places where life can be felt.

 [m.re.na](https://www.instagram.com/m.re.na)



LECTURE

Tadeusz Łopatkiewicz

The Sketchbooks of Stanisław Wyspiański

Lecture description:

An illustrated lecture entitled “The Sketchbooks of Stanisław Wyspiański from the Scientific and Artistic Expedition to the Sądeckie, Gorlickie, Grybowski and Tarnowski Regions in 1889” will focus on the organisational background as well as the drawing output of an early, until recently little-known heritage documentation project. The expedition was carried out under the auspices of the Circle of Conservators of Western Galicia by six students of the Kraków School of Fine Arts, including Stanisław Wyspiański, Józef Mehoffer, and Stefan Matejko.

The two-week journey, led by Prof. Władysław Łuszczkiewicz and undertaken at the turn of July and August 1889, resulted in an exceptionally rich body of drawings, which was discovered and properly identified only in recent years. Of particular interest in this context are the sketchbooks of the twenty-year-old Wyspiański, who was just beginning his artistic career at the time.



About the artist:

Dr Tadeusz Łopatkiewicz is a Polish ethnographer, art historian, heritage specialist, and regional researcher. He is the author and co-author of more than a dozen books and several dozen scholarly articles. A researcher of Stanisław Wyspiański's work, he is also a co-author of a publication devoted to the artist's sketchbooks. During the festival, he will present a lecture focusing, among other topics, on Wyspiański's Tarnów sketches.



 tadeusz.lopatkiewicz



CORRESPONDENTS

SKETCH CORRESPONDENT

Katarzyna Kosiak




Focus of Work:

During the festival, Katarzyna will focus on observing people: participants, instructors, and those involved in organising the event. Her sketches, created using a limited colour palette, will capture movement, gestures, and everyday situations that shape the festival atmosphere. Some of the works will also be created behind the scenes, revealing aspects usually invisible from the participant's perspective.

About the correspondent:

Meet Katarzyna Kosiak, the sketch correspondent of our festival. She lives in Toruń and sketches to better remember the world and the moments that move her. In her sketchbook, she freely combines techniques—from watercolour and ink, through coloured pencils and pens, to gouache. Experimentation is her natural environment, and her sketchbook accompanies her both in everyday life and while travelling.

 [catherine_pl_art](https://www.instagram.com/catherine_pl_art)



SKETCH CORRESPONDENT

Paweł
Witiak



Focus of Work:

In his sketches and visual reports, he focuses primarily on interactions between people, as well as between people and their surroundings. He works with watercolour, gouache, and ink, and also uses photography. He is interested in the honesty of the medium, relationships, and movement.

During the festival, he will be both an observer and a participant. Through a sequence of quick sketches, he will show the character of the event and its changes over time—its pace, dynamics, and atmosphere. He will aim to present the context of the Urban Sketching Festival as fully as possible, along with its participants in action.

About the correspondent:

Meet Paweł Witiak—artist, illustrator, and the second of our sketch correspondents.

An artist from Brzeg Dolny and a graduate of the Faculty of Architecture at Wrocław University of Science and Technology, he teaches drawing and painting on a daily basis. He is the author of the official poster for Metallica's concert in Oslo (2024).



 pawelwitiak

VIDEO CORRESPONDENT

Joanna
Piekarska



Focus of Work:

Her video-report, *“People in the City and the City in People”*, will be a story about relationships. Joanna will focus on conversations with participants—on what urban sketching means to them, how it changes the way they see the world, and what makes them stop in particular places.

Her reportage will be an attempt to capture what happens in between—the atmosphere of the event, the meetings, and the relationships that emerge in the course of the festival.

About the correspondent:

Meet Joanna Piekarska, our video correspondent.

She discovered urban sketching relatively recently, but her fascination with the city—its architecture and social life—has accompanied her for years. Sketching has allowed her to look at urban space in a more attentive and personal way. She most often works with ink, watercolour, and gouache, and in her spare time renovates a pre-war red-brick house.

 Chaos_asi



Organizers:



Patron:



Sponsors:



Partners:

